



Policies and Procedures

A-1 to A-3

Warranty Information

A-4 to A-6

Warp and Telegraph in Doors

A-7

Certificate of Compliance

A-8

Customer Forms

A-9 to A-14

Quotes Request Form

Veneer Sample Request Form

Corner Sample Request Form

Claims Report

Machining Sheet

Quotations:

Cambridge Door Inc provides a list of conditions that apply to any quotations with regards to our products and services. A list of some such conditions include:

1. "A" grade veneer quoted as our standard.
2. Furnishing only the materials and services listed within the document
3. All materials listed are subject to our standard specifications and are further subject to the terms and conditions as listed
4. Orders are accepted with the understanding that cancellations cannot be made after orders are in progress.
5. Any variation(s) between the Purchase Order and the quote provided will be subject to re-quoting the differences.
6. All orders are subject to Credit Department approval.

Please note: All grades may vary in grain and colour. Veneer requirements other than "A" grade must be clearly indicated on the quote request form. Lead-time for all special veneers and plastic laminates must be verified at time of ordering.

Following is a list of standard components used in our flush door products:

1. Structural Composite Lumber (SCL) for inner stiles and rails.
2. Outer stiles will match face veneer if indicated as ME.
3. Outer stiles will be compatible hardwood to the face veneer if identified as CE.
4. LD-2 Particle Core with density of 30-32 LBS/CUBIC FT.
5. Wood based composite cross bands.
6. Finger joint pine stiles & rails for PC-7-CE Hardboard doors.
7. Formaldehyde free P.V.A. glues throughout all constructions.
8. Environmentally safe "non toxic" CAMGARD U.V. cured TR-6 finish system with a 25 degree semi-filled satin finish with an anti microbial additive as a standard.

In order to properly produce your door order, Cambridge Door Inc. requires all information to be written on our standard machining sheets provided in this section of our manual, machining sheets from other door manufacturers will be considered if all pertinent information is clearly provided. Any project information provided with a door, frame or hardware schedule may be subject to additional factory co-ordination charges. All information must be forwarded to Cambridge Door Inc. before production can commence. Any order changes during the order writing procedure must be forwarded in writing and will be subject to re-pricing such changes. Any verbal changes are susceptible to error and will not be accepted under any circumstances.

Customer acknowledgements must be verified and signed by the customer before production can begin. Following is a list of particulars that should be verified before signing;

1. The proper number of doors per line item.
2. Proper door construction per line item.
3. Proper door size per line item.
4. Proper door swing per line item.
5. Exact lite and louver location per line item.
6. Exact hinge and lock location per line item.
7. Verify all specialty hardware and prep locations.

This signed acknowledgment verifies our correctness in our interpretation of your order. If errors are noticed please correct them and return for our customer service personnel to change immediately in our production system.

Change Notice and Cancellations After Signed Confirmation. Customers must confirm any/all changes in writing. Change notices that are received **prior to the start** of production will be processed at a minimum of \$100 per change order. **After production** has started and the change requires re-work, re-facing, etc., the customer will be charged a minimum of \$100 plus all required re-work costs on a time and material basis. Any cancellations submitted and received **prior to start** of production will be processed at a minimum of \$250. Cancellations made **after production** has started will cost \$250 plus expenses for all costs incurred. Those customers who, after the order has been written and entered by Cambridge Door Inc., submit an entirely new schedule of any series or type, will be charged at the rate of \$50 per hour for time spent updating Cambridge Door Inc.'s order.

Consignment Policy. Any or all consignment louvers or lites cannot be accepted for fire rated doors. All consignment materials that are used must be approved by Cambridge Door Inc. **prior to acceptance** of an order.

Any other consignment materials are to be properly marked and labelled with the customer's name and order number. If consignment materials are not received by Cambridge Door Inc. in time for scheduled installation, shipment will not be delayed and such items will be shipped without installation, and the consignment materials will be returned to customer when received. All shipping charges will be applied to the appropriate order and the customer will be responsible for handling any/all paperwork for expediting, tracing, etc.

Samples. In order to provide a quality custom colour match, the physical sample received must be at least 6" x 6" in size.

All custom colour developments are subject to a \$250.00 set-up charge.

Corner samples will be supplied with a **CLEAR CAMGARD** U.V. cured TR-6 finish.

If corner samples are to be unfinished please specify upon our sample request form located in this section of our binder.

No charge is applied for up to three samples. Additional quantities are \$5.00 each for unfinished and \$7.00 each for finished samples.

Unique Projects. All projects of a unique nature, size, face, core thickness, or cut are subject to a special quotation and may not be cancelled after any acceptance by Cambridge Door Inc. Also, Cambridge Door Inc. reserves the right to require 50% advance payment on such orders.

Appearance. Prior to further work or installation, the customer must visually inspect all doors for face grade, color, match and other defects. Cambridge Door Inc. is responsible for repairing or replacing material as originally furnished, but not refinishing or reinstallation if the defect could be detected **prior** to further work or installation. If manufacturing defects are detectable only after sealing or staining, no additional coat of finish may be applied without approval of the manufacturer.

End Matching. A grain pattern variation is considered acceptable for end matching:

1. Single door and transom – 3/8"
2. Pair of doors with single transom – 1/2"

Product Delivery. When product is delivered by Cambridge Door Inc. vehicles or by L.T.L. the price for delivery is curb-side drop only.

All additional charges assessed by either carrier will be forwarded to the customer. This will include re-delivery arrangements or excessive time in job site unloading, as well as redirecting the drop of the product.

Cambridge Door Inc. shall not be held responsible for damaged freight if the following has not been followed:

1. Before signing off the bill of lading-review/inspect the freight (check for **damaged packaging**, including underneath. If skids appear to be damaged, please **save** the packaging for proof).
2. Check doors for damage **PRIOR** to signing any bill of lading.
3. Note all damage **in detail** on the transport bill of lading **PRIOR** to signing.

If doors have been damaged and the transport company has not been notified upon delivery (in writing on the bill of lading) Cambridge Door Inc. **cannot** be held responsible for the cost of repairs or replacements.

Claims. Within **three days** after exchange of a receipt, any claims for apparent defects, shortages or delays relating to the products sold by Cambridge Door Inc. require a completed Claims Report to be forwarded to us no later than three days after noticing such.

After the three-day period has expired Cambridge Door Inc. shall not be held responsible for any such claims.

Warranty. Cambridge Door Inc. warrants that our products, in all cases, will perform according to our company's standard warranties as printed in our Company's architectural binder of resources.

Terms of Sale. F.O.B. Cambridge Door Inc, Net 30 days ADI (After Date of Invoice).

A service charge of 2% per month will be assessed on any past due balance.

Taxes and Surcharges. All prices attached to Cambridge Door Inc.'s prices shall be subject to any additional charges required to cover existing or future surcharges or similar tax.

Collection Costs. Buyer shall pay all costs including practical attorney fees, should it become necessary to place Buyer's account for collection.

Field finishing or finish applied to our products at another any location other than ours will shift any responsibility away from Cambridge Door Inc. for the appearance or quality of the finished product.

Do not store doors in damp areas or where plaster or drywall compound has been freshly applied in this area of the building. Do not under any circumstances subject materials to extremely high or low humidity. Storage of Doors must be in a dry well ventilated area of the building with a relative humidity range from 25% to 55%.

When moving doors, handle them with clean hands or wear clean gloves. Bare hands may leave finger- prints, dirt or stain marks. Do not drag doors across one another or against other surfaces. If unfinished doors are to be stored on the job site for more than one week, all edges must be sealed. Pile doors on levelled supports covered with a sheet of plywood or heavy cardboard to protect the bottom doors face. Cover the top of the pile in a similar manner, and in addition, block the exposure to light with a dark coloured polyethylene or similar type material.

Field Finishing of Doors

As the factory cannot be responsible for the handling of the products once it has shipped. These products cannot be considered as ready for finishing once they are received. It is imperative that all doors or frames be inspected for any defects, and block sanded with 120 to 180 grit sand paper in a horizontal position, prior to applying any type of finish coat. Ensure that all scuffs, scratches, burnishes, raised grains, handling marks or exposure to moisture has been thoroughly sanded and the surface has been wiped clean.

When applying stains to a door surface, it is highly recommended that a wash coat be applied first. After giving a light sanding with a minimum 280 grit sandpaper, a stain may be applied. If a dark stain is being applied, greater detail must be given to the surface preparation, especially on the lighter woods.

We strongly recommend that dark stains not be applied to maple when field finishing.

If these instructions are contrary to that of the finishing supplier, stop all work immediately until an understanding between Cambridge Door Inc. and the finishing supplier can be reached.

All doors must be inspected for colour matching, defects and face grades before completion of the finishing process and the installation of product.

FAILURE TO FOLLOW THESE INSTRUCTIONS PUTS ALL RESPONSIBILITY ONTO THE FINISHING CONTRACTOR FOR THE APPEARANCE OF THE FIELD FINISHED PRODUCT.

Full Door and Frame Warranty

Cambridge Door Inc. warrants the Wood Doors sold under this warranty as specified in the following document. This warranty covers all defects in the product that could render the product unusable. This does not cover normal wear, abuse, vandalism or circumstances for which the product was not intended. This warranty covers replacement only. Written notice is required before any replacement can be supplied. This warranty is supply only and excludes freight, installation and finishing.

TOLERANCES

1. Stile, rail, and core shown-through (telegraphing shall not be considered a defect unless the face of the door varies from a true plane in excess of 1/100" in any three-inch span.
2. Warp shall not be considered a defect unless it exceeds ¼" in the plane of the door itself. For doors 1-3/4" or thicker, warp shall not exceed ¼" in doors 3'6"x7'0" or smaller. Warp is any distortion in the door itself and does not refer to the relationship of the door to the frame, jamb, or adjacent doors. On installation of pairs and sets of doors, each door must come up against a fixed stop or be latched in place in a manner that would prevent warping. Placing a straight edge on the concave face and determining the maximum distance from straight edge to door face **measures warp**.

Tolerances for all applied moulding locations are +1/8" references to all margins.

EXCLUSIONS

Cambridge Door Inc. CANNOT BE RESPONSIBLE for the cost of removal and reinstalling the product. UNLESS SUCH DOORS AND/OR FRAMES HAVE BEEN HANDLED, HOUSED, FINISHED, INSTALLED AND MAINTAINED IN ACCORDANCE WITH ESTABLISHED BUILDING PRACTICES, CAMBRIDGE DOOR INC. SHALL HAVE NO LIABILITY UNDER THIS WARRANTY. THE RECOMMENDATIONS SET FORTH HEREOF, AND CAMBRIDGE DOOR INC.'S WRITTEN INSTALLATION RECOMMENDATIONS, HAVE BEEN SUBJECTED ONLY TO NORMAL USE. FURTHERMORE, UNLESS THE PRODUCTS HAVE BEEN PRE-FINISHED BY CAMBRIDGE DOOR INC., CAMBRIDGE DOOR INC. SHALL HAVE NO LIABILITY UNDER THIS WARRANTY FOR THE FINISH OF SUCH DOORS OR FRAMES. This warranty does not apply if the defect or failure of the warranted product to conform to the warranty was caused by damage while in the possession of the consumer. CAMBRIDGE DOOR INC.'S SOLE RESPONSIBILITY IS AS STATED IN THIS WARRANTY, AND CAMBRIDGE DOOR INC. IS NOT LIABLE FOR CONSEQUENTIAL, INDIRECT OR INCIDENTAL DAMAGES.

The warranty does not cover:

1. The appearance of doors finished by others.
2. Construction involving appliques to one face of the door that creates unbalanced conditions.
3. Doors with cut-outs closer than five inches to the door edge or doors with less than 2 inches between adjacent cut-outs such as hardware, lites, louvers, etc.
4. Doors, which have cut-out areas exceeding 40 percent of the door area or one half the door height. However, waivers in writing from the factory are available on a per job basis. Special full light construction warranted for life of original installation for interior use.
5. Doors which are improperly hung or do not swing freely.
6. Warping of doors less than 1-3/4" thick that are wider than 3'0" or higher than 7'0".
7. Natural variations in the colour, texture, character, or cut of the wood.
8. Normal wear and tear including wear-through of finish.
9. Doors supplied outside the continental Canada areas that subject the doors to abnormal heat or humidity will not be warranted against telegraphing or warping.
10. The appearance of high gloss plastic faced or wood faced doors.
11. Cracking of plastic laminated surfaced doors with openings cut by other than Cambridge Door or its authorized representative.
12. Incompatibility of hardware with a particular door construction. This includes mortises such as vertical rod devices, unless special reinforced construction is ordered.
13. Construction involving different species, face materials, or veneer grain configurations on opposite sides of door. This includes doors with different plastic colours or patterns on each face. This may create an unbalanced condition not warranted against warping, cracking, delaminating, etc.
14. Doors that are not stored as outlined in the Handling, Finishing and Installation Instructions.
15. Doors that are stored longer than six months.
16. Door accessories, supplied by Cambridge Door Inc. for longer than one year.
17. Doors that have any form of face grooving that penetrates the crossbanding in excess of limitations set by the factory.
18. Doors altered by others for size by re-railing or re-stiling or re-facing.
19. Applied lumber mouldings in excess of 3" in width or which cover over 25% of a door face.
20. Doors over 7' 6" in height hung with three or fewer hinges or pivot hardware. Doors less than 7'6" with two hinges or pivot hardware. This exclusion may be waived on SCLC core doors.
21. Doors over 4'0" in width and/or 12'0" in height.

LIMITED WARRANTY

DATE OF COMPLETION: SUBSTANTIAL COMPLETION
PROJECT NAME: MCMASTER UNIVERSITY HEALTH SCIENCES
OWNER: MCMASTER UNIVERSITY
JOB NUMBER: 9940
CUSTOMER: Customer Name
SECTION: Division 8210 - Supply only of Wood Doors

Doors must be handled with proper care to avoid scratching and other damage. Doors must always be stored in a flat position, not standing up. They must not be stored in a damp warehouse, or be subjected to abnormal or varying heat, dryness or humidity. The top door of any pile will always bow up at the ends and must be turned over frequently. Cover each pile with clean plywood or cardboard in order to minimize this temporary condition. In cold weather, doors should be stored for a minimum of three days in properly dried buildings at normal temperatures before being hung. All doors, particularly veneer faced ones, must be properly sealed on all edges within one week of arriving on site.

It is the responsibility of the purchaser to inspect every door before machining to ensure correctness of size and that no defects are present.

1/2" maximum trim taken equally from all edges, is allowed for fitting on top, bottom, and sides, so the structural strength of the door will not be impaired.

A WATERPROOF SEALER MUST BE APPLIED TO ALL SURFACE EDGES BEFORE APPLYING WATER BASED PAINT OR STAIN. IT IS EXTREMELY IMPORTANT THAT THE TOP AND BOTTOM RAILS BE SEALED IN THE SAME MANNER AS THE REST OF THE DOOR, INCLUDING HARDWARE CUTOUTS, WITH NO FEWER THAN THREE COMPLETE COATS OF GOOD QUALITY OIL-BASED PAINT, VARNISH OR LACQUER. ALL OF THIS NOT MORE THAN ONE WEEK AFTER THE DELIVERY OR IMMEDIATELY AFTER SUBSEQUENT FITTINGS. A WARP OR TWIST OF 5/16" OR LESS, OR THE APPEARANCE OF DOORS FINISHED BY OTHERS, IS NOT CONSIDERED A DEFECT.

Our doors are guaranteed for **3 YEARS** if the above conditions are followed. Any door found defective after inspection will be replaced or repaired. We assume no responsibility for re hanging or refinishing doors replaced under our warranty unless they were purchased as such. Minor warps or twists may require that they be left in place for one full year, to allow for them to stabilize to their surrounding environment. We reserve the right to remove and re-hang said defective Doors.

Proof of Purchase must accompany any Warranty Claim submitted to us. All invoices concerning the above must be paid in full to validate this guarantee.

Sincerely

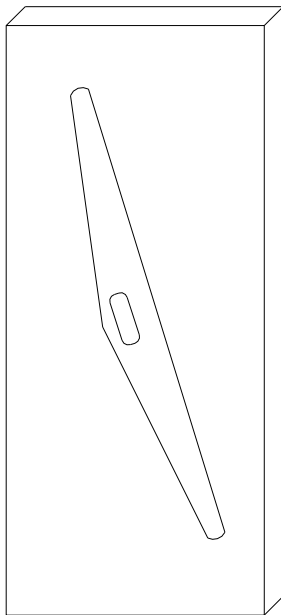
Customer Service Manager

CAMBRIDGE DOOR INC.

Warp is any distortion in the door itself; it does not refer to the door in relation to the frame or the jamb in which it is hung. Placing a straight edge or a taut string on the concave face and determining the maximum distance from the straight edge or string to the door face measures warp. The accompanying table and drawing illustrate the standard test.

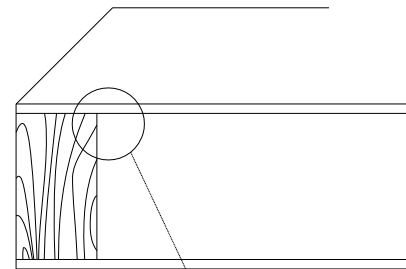
Door Thickness	Door Size	Warp a defect when maximum deviation exceeds
35 mm (1-3/8")	914 x 2134 mm (3'0" x 7'0") or smaller	6.4 mm (1/4")
44 mm (1-3/4") or thicker	1067 x 2134 mm (3'-6" x 7'-0") or smaller	6.4 mm (1/4")
44 mm (1-3/4") or thicker	Larger than 1067 x 2134 mm (3'-6" x 7'-0")	6.4 mm (1/4") in any 1067 x 2134 mm (3'-6" x 7'-0")

NOTE: 35 mm (1-3/8") doors are not recommended for sizes in excess of 914 mm x 2134 mm (3'-0" x 7'-0")

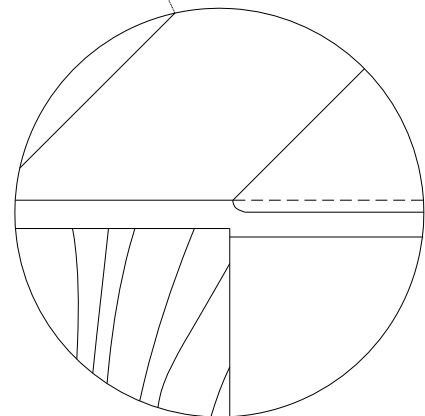


Warp Test

Check for impurities along the length of the straight edge. Then measure distance from innermost concave area to the edge of device.



Telegraphing is any distortion in the face veneer of a door caused by variations in thickness between the core materials and/or the vertical or horizontal edge bands. In any Grade, variation from true plane in excess of 0.010" in any 3" span is considered a defect. The accompanying drawings illustrate the typical condition. The selection of high gloss finishes should be avoided because they tend to accentuate natural variations in material and construction. (AWI/AWMAC 1300)



Certificate of Compliance



Cambridge Door Inc. hereby certifies that our products listed on

Job number _____, comply in all aspect set forth in

Specification number _____.

These products are intended for use in the following project,

_____ Under no circumstances should these products be used in any other building, or application than for what they were intended.

_____ CUSTOMER SERVICE MANAGER _____ Date



QUOTE REQUEST
FAX TO 1-519-621-0059

DATE / TIME _____
 QUOTE IS REQUIRED _____

DATE _____

*** EST. DELIVERY DATE _____
 THIS MAY AFFECT YOUR PRICING

COMPANY NAME _____

CONTACT _____ PH: _____

*** QUANTITY OF DOORS _____

ADDRESS _____ FAX: _____

JOB NAME _____

LOCATION _____

5 PLY FACE GRADE _____
 VENEER CUT _____
 SPECIES _____
 VENEER MATCH _____
 VENEER ASSEMBLY _____

SPECIFY EDGES
 1E
 ME
 CE

U.V. FINISHING

CAMGARD CLEAR _____
 CAMGARD STAIN _____
 CUSTOM STAIN _____
 OPAQUE _____
 UNFINISHED _____

7 PLY HARDBOARD _____
 GOOD BIRCH _____
 GOOD OAK _____

SPECIFY EDGES
 FJ
 CE
 ME

(Prefinished doors are individually polybagged)

FIRE RATED DOORS

NEUTRAL PRESSURE (UL 10B)
 POS. PRES. CAT. 'A' (UL 10C)
 POS. PRES. CAT. 'B' (UL 10C)
 S' LABEL

BLOCKING FOR FIRE RATED DOORS

TOP BLOCK LOCK BLOCK
 BOTTOM BLOCK TOP + LOCK

FSC REQUIREMENTS
LEED REQUIREMENTS

Please attach specifications

**COORDINATION DONE BY
 BY CAMBRIDGE DOOR INC**

(Extra charges will apply)
 (Add 2 weeks to standard lead time)

ITEM	QTY	CORE	WIDTH	LENGTH	MACHINING	OPENINGS	REMARKS
1							
2							
3							
4							
5							
6							
7							
8							

_____ TOTAL DOORS ON THIS PAGE

ITEM	QTY	CORE	WIDTH	LENGTH	MACHINING	OPENING	REMARKS
------	-----	------	-------	--------	-----------	---------	---------

9							
10							
11							
12							
13							
14							
15							
16							
17							
18							
19							
20							
21							
22							
23							
24							
25							
26							
27							
28							
29							
30							
31							
32							
33							
34							
35							

_____ **TOTAL DOORS ON THIS PAGE**

VENEER SAMPLE REQUEST FORM

(Fax To: 519-621-0059)

Date: _____ Quote or Job Number: _____

Purchase Order: _____ Job Name: _____

Requested by: _____ Quantity of Doors: _____

Customer: _____ Ship To: _____

Contact: _____

Address: _____

Tel: _____ Contact: _____

Fax: _____ Tel: _____

5 Ply Sample Qty: _____

Face Grade: _____

Veneer Cut: _____

Species: _____

Veneer Match: _____

Veneer Assembly: _____

7 Ply Sample Qty: _____

Species: Hardboard
(circle your selection)

Good White Birch

Good Natural Birch

Good Red Oak

U.V. Finish Type:

Camgard Clear Primed

Camgard Stain Opaque

*Camgard Custom Stain Unfinished

For Cambridge Door to provide a quality custom colour match, the physical sample received with this request must be at least 6" x 6".

*NOTE: A \$250.00 set-up charge is applicable to any custom colour development.
A Purchase Order number is mandatory for this service.

Remarks: _____



Cambridge Door Inc.

CORNER SAMPLE REQUEST FORM

(Fax To: 519-621-0059)

Date: _____

Quote or Job Number: _____

Purchase Order: _____

Job Name: _____

Requested by: _____

Quantity of Doors: _____

Customer: _____

Ship To: _____

Contact: _____

Address: _____

Tel: _____

Contact: _____

Fax: _____

Tel: _____

5 Ply Sample

Qty: _____

Face Grade: _____

Veneer Cut: _____

Species: _____

Veneer Match: _____

Veneer Assembly: _____

Construction: PC-5 FD-5-45
(circle your selection)

FD-5-60 FD-5-90

SCL-5 SLC-5

Edges: 1E ME CE
(circle your selection)

7 Ply Sample

Qty: _____

Species: Hardboard
(circle your selection)

Good White Birch

Good Natural Birch

Good Red Oak

Construction: PC-7 FD-7-45
(circle your selection)

FD-7-60 FD-7-90

SCL-7 SLC-7

Edges: ME CE FJ
(circle your selection)

NOTE: Cambridge Door corner samples are finished with a Camgard U.V. Clear Finish.

**Samples are also available unfinished upon request.

Remarks: _____



Claim Report
FAX TO 1-519-621-0059

Date of Claim: _____ Job Number: _____

Representative: _____

Customer: _____

Job Location: _____

Pictures Available: Yes _____ No _____

Type of Claim: _____

Claim Approved: _____ Claim Rejected: _____

Reason: _____

Signed by: _____ Date: _____

